



eureka® | Swan

# CYLINDER VACUUM MULTI-CLEAN

Model: SC15810N

# MULTI-CLEAN PET

Model: SC15812N



Help line: 0333 220 6050

v1.0





**Follow caution information wherever you see this symbol.**

When using an electrical appliance, basic precautions should always be followed, including the following:

**READ ALL INSTRUCTIONS BEFORE USING THIS VACUUM CLEANER**

Failure to follow the warnings and instructions may result in electric shock, fire and/or serious injury.

## WARNING

**This vacuum cleaner is intended for household use only and NOT for commercial or industrial use.**

- Only use the vacuum cleaner indoors on dry surfaces and keep the area you're cleaning well lit.
- Keep fingers, hair and loose clothing away from moving parts and openings whilst using the vacuum cleaner.
- Use only Eureka | Swan recommended tools and accessories with this vacuum cleaner.
- Don't use the vacuum cleaner if it has been dropped, damaged or left outdoors.
- Don't run over the power cord or use the vacuum cleaner if the power cord or plug is damaged.
- Don't handle the plug or use the vacuum cleaner with wet hands.
- Don't pull or carry the vacuum cleaner by the power cord.
- Don't use the power cord as a handle, pull the power cord around corners, sharp edges or close a door over the power cord.
- Don't unplug vacuum cleaner by pulling on the power cord.
- Turn off all controls on the vacuum cleaner before disconnecting or connecting the power cord.
- Always make sure the filters are in place before use.
- Always switch off the vacuum cleaner before disconnecting or connecting the hose and accessories.
- Keep all openings clear and free from debris as this may affect the air flow/suction.
- Always replace the fuse in the plug with a British 13 amp fuse.


- Always protect the power cable from heated surfaces and open flames.
- This appliance can be used by children aged from 8 years and above and persons with reduced physical, sensory or mental capabilities or lack of experience and knowledge if they have been given supervision or instruction concerning use of the vacuum cleaner in a safe way and understand the hazards involved. Children shall not play with the vacuum cleaner. Cleaning and user maintenance shall not be made by children without supervision.
- Don't vacuum up any flammable or combustible materials (lighter fluid, petrol, kerosene etc.) or use the vacuum cleaner in an area with explosive vapours or liquid.
- Don't vacuum up hot coals, cigarette butts, matches or smoking hot, burning items or use in an area where there may be harmful fluids (chlorine, bleach, and ammonia drain cleaner).
- Don't attempt to remove blockages with sharp objects as this may cause damage to the vacuum cleaner.
- Don't vacuum up hard or sharp objects such as glass, nails, screws or coins etc.
- Don't use the vacuum cleaner with incorrect voltage as this may result in damage or injury to the user. The correct voltage is listed on the rating label.
- Take extra care when positioning and using the vacuum cleaner on the stairs.
- Use only CE marked 13 amp extension cords, non-approved extension cords may overheat. Care should be taken to arrange the extension cord as it can be a trip hazard.
- Store the vacuum cleaner in a cool, dry area. If filters have been cleaned as per user guide instructions ensure they are thoroughly dry before storing away.

**Please keep instructions for future reference**

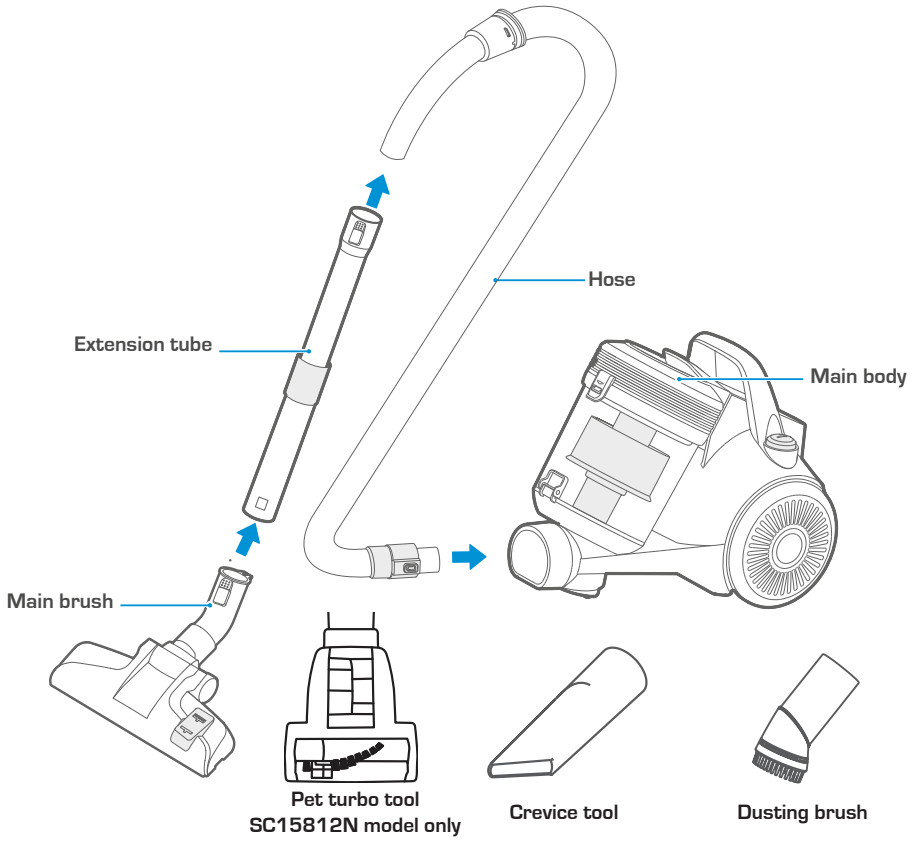


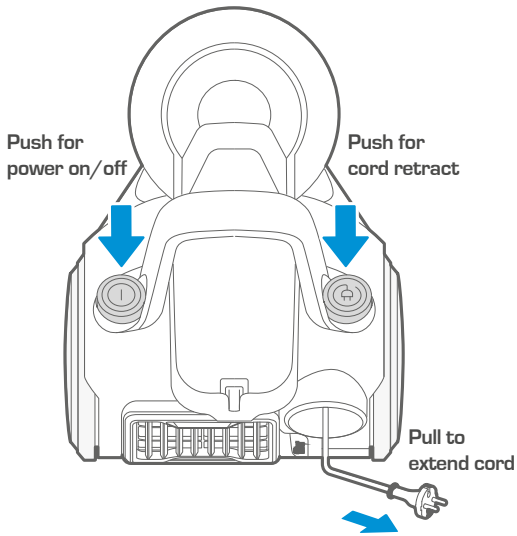
Carefully unpack and inspect your new Eureka | Swan vacuum cleaner for shipping damage.

Each unit is tested and thoroughly inspected before shipping. For instructions regarding any shipping damage, call the Eureka | Swan Customer Service HELPLINE at 0333 220 6050 immediately.

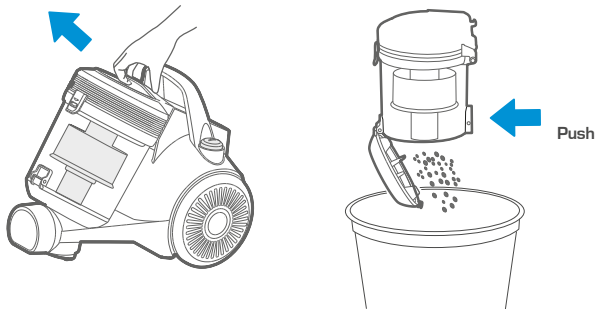
 **Make sure your vacuum cleaner is switched off and unplugged when cleaning, removing or refitting parts.**





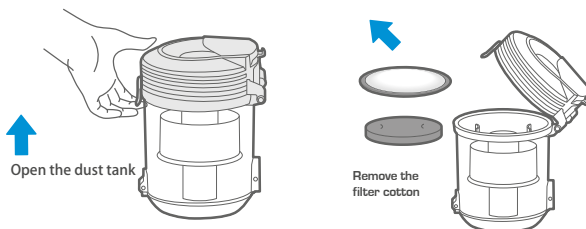


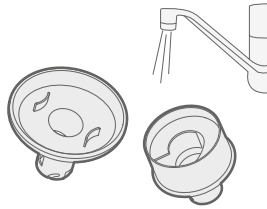
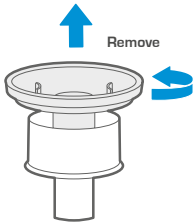
1. Pull out the power cord and connect to mains supply, there is a red mark on the cord to indicate it is at maximum extension
2. Push the power button to switch the vacuum cleaner on or off
3. After unplugging, press the cord retract button. Take care as cord is retracting. Keep away from fragile items or pets!



#### How to remove and empty the dust tank

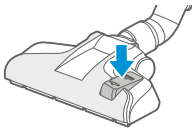
1. Gently lift the handle of the dust tank
2. Push the release button and carefully empty the tank over the bin. Keep it close to the bin to prevent overspill.
3. Clean the filter cotton periodically to maintain best performance.
4. Open the dust tank at the top. Remove and wash the filter cotton.
5. Ensure it is **COMPLETELY** dry before refitting.





Periodically remove and clean the filter assembly. PLEASE NOTE: it must be COMPLETELY dry before refitting.

Water inside the vacuum could cause malfunction.



**Main Brush.** Step down the pedal of main brush to extend or retract the bristles. As a general rule: extended for hard floor, retract for carpeted floors.



**Pet Turbo Tool (SC15812N only)** Connect to end of the hose in place of the Main Brush to make short work of pet hairs etc.

Problem	Solution
Motor will not start	<ul style="list-style-type: none"> <li>• Make sure cleaner is connected to mains supply</li> </ul>
Not enough suction power	<ul style="list-style-type: none"> <li>• Empty dust tank and clean the filters.</li> <li>• Remove anything that may be clogging the tubes or main brush</li> </ul> <p>THE VACUUM MUST BE SWITCHED OFF WHEN REMOVING DEBRIS</p>



Appliances bearing the symbol shown here may not be disposed of in domestic rubbish. You are required to dispose of old electrical and electronic appliances like this separately. Please visit [www.recycle-more.co.uk](http://www.recycle-more.co.uk) or [www.recyclenow.co.uk](http://www.recyclenow.co.uk) for access to information about the recycling of electrical items. Please visit [www.weeeiireland.ie](http://www.weeeiireland.ie) for access to information about the recycling of electrical items purchased in Ireland. The WEEE directive, introduced in August 2006, states that all electrical items must be recycled, rather than taken to landfill. Please arrange to take this appliance to your local Civic Amenity site for recycling, once it has reached the end of its life.

## SC15810N

**Performance**

- Dust bin capacity: 2 Litres
- Energy class: A
- Dust pick-up on hard floor: A
- Dust pick-up on carpet: D
- Dust re-emission: A
- Motor power: 700 Watts
- Sound level: 79dBA
- Cleaning radius: 8 Metres

**Accessories**

- 1 x Main brush
- 1 x 1.5m hose
- 1 x 78cm telescopic metal tube
- 1 x Crevice tool and dusting brush

**Weight & Dimensions**

- Net weight: 4kg
- Product size (LxWxH): 36 x 25 x 31cm
- Power cord length: 5 Metres

## SC15812N

**Performance**

- Dust bin capacity: 2 Litres
- Energy class: A
- Dust pick-up on hard floor: A
- Dust pick-up on carpet: D
- Dust re-emission: A
- Motor power: 700 Watts
- Sound level: 79dBA
- Cleaning radius: 8 Metres

**Accessories**

- 1 x Main brush
- 1 x Pet turbo tool
- 1 x 1.5m hose
- 1 x 78cm telescopic metal tube
- 1 x Crevice tool and dusting brush









**Weight & Dimensions**

- Net weight: 4kg
- Product size (LxWxH): 36 x 25 x 31cm
- Power cord length: 5 Metres





[www.eureka-swan.co.uk](http://www.eureka-swan.co.uk)

	Dust cyclone cover	SC15810N-01
	Hose	SC15810N-02
	Main brush	SC15810N-03
	Outlet HEPA filter	SC15810N-04
	Tube	SC15810N-05
	Crevice tool	SC15810N-06
	Dusting tool	SC15810N-07
	Turbo pet head	SC15812N-01



**eureka | Swan**

## WARRANTY

This product is guaranteed for 2 years from the date of original purchase. If any defect arises due to faulty materials or workmanship the faulty products must be returned to the place of purchase. Refunds or replacement is at the discretion of the store.

**The following conditions apply:**

- The product must be returned to the retailer with proof of purchase.
- The product must be installed and used in accordance with the instructions contained in this instruction guide.
- It must be used only for domestic purposes.
- It does not cover wear and tear, damage, misuse or consumable parts.
- Swan Products Ltd has limited liability for incidental or consequential loss or damage.
- This guarantee is valid in the UK and Eire Only.







[www.eureka-swan.co.uk](http://www.eureka-swan.co.uk)



Scan this QR code  
to hear about  
our story



We love  
what we do



we're proud  
of our quality



Find us on Facebook

\* on selected products

Copyright © Swan Products Ltd.  
PO Box 3117, Stoke-on-Trent ST4 9GD

